

Plans for cheap display panels

For details contact Bill Theis

williamtheis@gmail.com

Panels shown were constructed by
Nicole Ours

Materials needed (per 80” long panel)

The least expensive primed hollow core door that you can find with no cutouts for doorknob (used ones work too)

example for \$42@

<https://www.lowes.com/pd/ReliaBilt-White-Flush-Hollow-Core-Hardboard-Slab-Door-Common-24-in-x-80-in-Actual-24-in-x-80-in/3577908>

Several 2x4 studs as needed for support (about \$4 for 8')

<https://www.lowes.com/pd/Top-Choice-2-in-x-4-in-x-8-ft-Douglas-Fir-Lumber-Common-1-562-in-x-3-562-in-x-8-ft-Actual/1000009810>

Nails or screws (or if you want to be able to break them down for storage you will need to use a removable fastener of some kind—recommend “carriage bolts” with wingnuts)

Tools

Saw, Hammer (if nailing), Screwdriver (if screwing), Brushes (if painting)

If you don't like white, you will need to repaint them

If you're not handy with tools, find a friend who is

Since those links may change here is a picture a the hollow core door

Open until 9 PM

Lowes's Credit Cards Order Status Weekly Ad Lowe's for Pros

What are you looking for today?

My Lists Wishlist Cart

Interior Doors / Slab Doors

Shop ReliaBilt
ReliaBilt 24-in x 80-in White Flush Hollow Core Primed Hardboard Slab Door
Item #29531 Model #LO29531

\$42.00 ★★★★☆ 6

\$39.90 Save 5% on eligible purchases made with your Lowe's Advantage Card.
[Learn how](#)

- ReliaBilt flush wood composite interior doors are designed to deliver modern styling to any home
- Unfinished hardboard ready to be finished in any color to match your decor
- Affordable hollow core construction

1 Hurry, Low in Stock

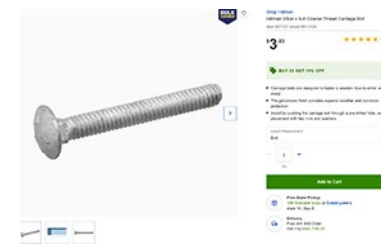
Qty

Add to Cart

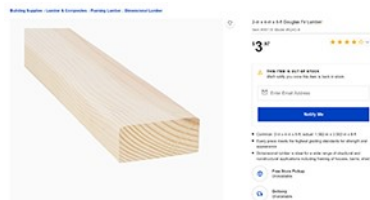
Buy This Now

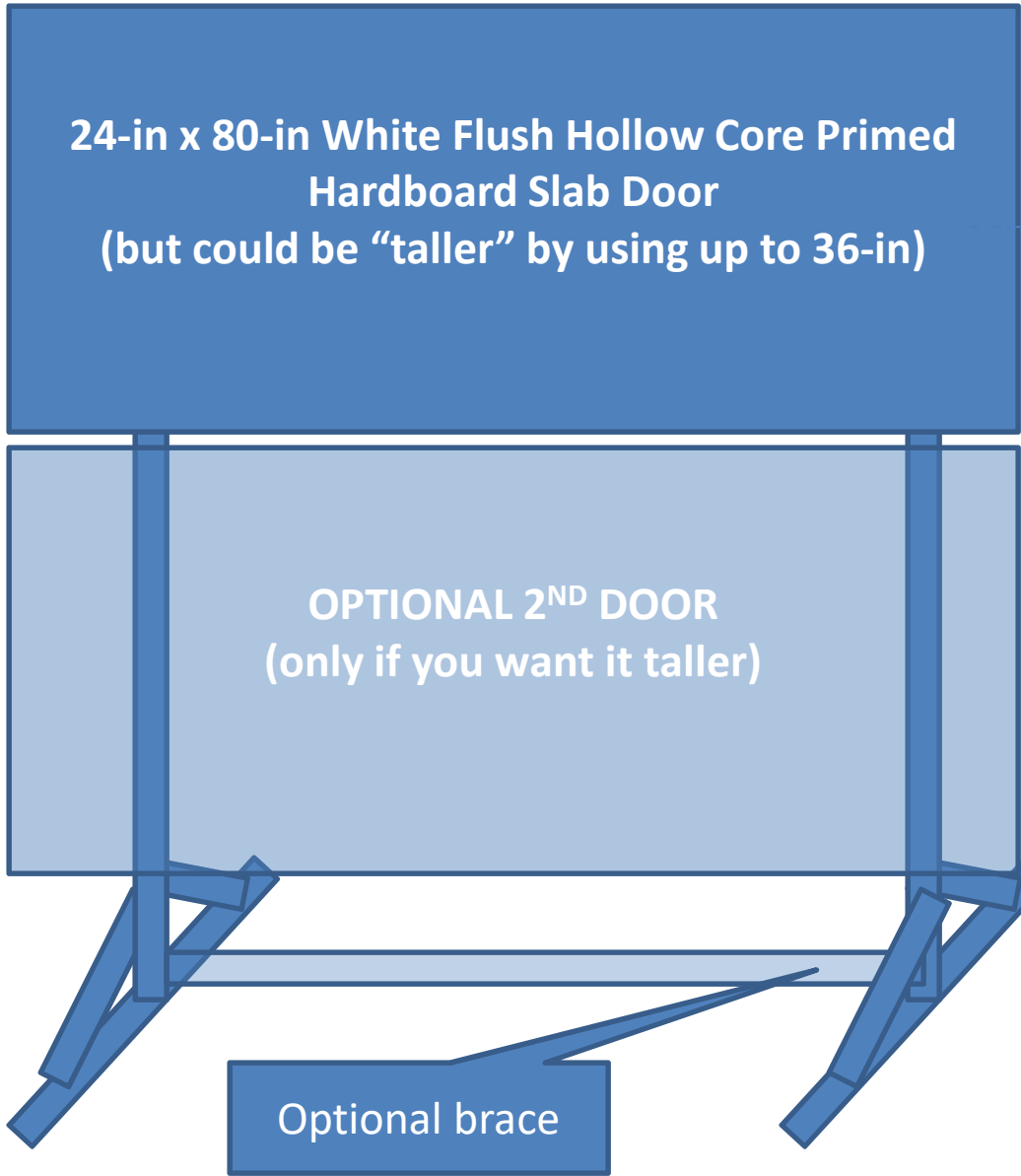
Free Store Pickup
4 Available today at Cotati Lowe's

Carriage bolts & Wing nuts

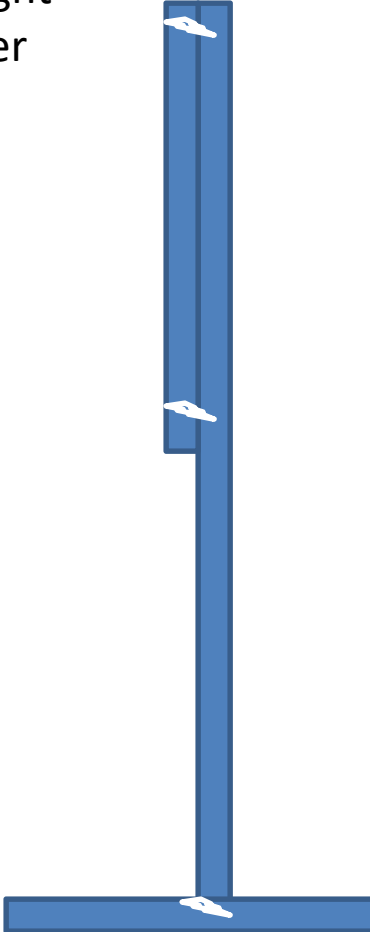



And 2x4





Recommend
58" height
At center



Nicole Ours had them built by Tim Chappell with rollers to help move them about, covered them (although you can just paint them), made them so they could be disassembled for storage







Tim Chapell did all the construction for Nicole, including extensive research to find/make several of the component parts. Nicole would be happy to have artists come to check them out, but cannot provide specifics of the design. As skilled as Tim is, for instance, it took experimentation to find the right mastic to hold the indoor-outdoor carpeting to the doors with the weight of framed oil paintings. Without the carpeting & the specific kind of drapery hook which was strong enough to hold paintings, yet configured to "bite" into the carpet and still be inserted by Nicole's arthritic hands, there would not be enough flexibility to display many sizes of the work.

To arrange to see these panels, contact Nicole Ours
nicoleoursartstudio@gmail.com

(Note: for economy, you can just use hangars screwed into the door)



